



Greater Las Vegas Association of REALTORS® May2019 Statistics

	Single Family Residential Units			Condo/Townhouse Units		
AVAILABILITY AT END OF PERIOD	May 19	Change from Apr 19	Change from May 18	May 19	Change from Apr 19	Change from May 18
# of available units listed	12,385	+3.2%	+36.5%	2,928	+3.2%	+50.9%
Median list price of available units	\$ 334,725	+1.5%	+3.0%	172,250	-1.0%	+7.7%
Average list price of available units	\$ 477,959	+0.4%	-1.7%	194,131	+1.0%	+4.1%
<hr/>						
*AVAILABILITY AT END OF PERIOD	May 19	Change from Apr 19	Change from May 18	May 19	Change from Apr 19	Change from May 18
# of available units listed w/o offers	7,855	+5.6%	+90.7%	1,876	+2.7%	+134.8%
Median list price of available units w/o offers	\$ 350,000	+0.0%	-11.4%	\$ 169,000	-0.5%	+5.6%
Average list price of available units w/o offers	\$ 540,652	+0.2%	-16.5%	\$ 196,153	+1.3%	-1.0%
<hr/>						
NEW LISTINGS THIS PERIOD	May 19	Change from Apr 19	Change from May 18	May 19	Change from Apr 19	Change from May 18
# of new listings	4,597	+6.7%	+16.5%	1,054	+3.6%	+16.2%
Median price of new listings	\$ 325,500	+0.2%	+5.0%	\$ 179,700	-0.1%	+8.9%
Average price of new listings	\$ 413,328	-3.0%	+2.6%	\$ 196,750	-0.4%	+10.1%
<hr/>						
UNITS SOLD THIS PERIOD	May 19	Change from Apr 19	Change from May 18	May 19	Change from Apr 19	Change from May 18
# of units sold	3,281	+14.2%	+4.5%	764	+1.5%	+1.9%
Median price of units sold	\$ 300,000	+0.0%	+1.7%	\$ 179,500	+5.6%	+12.2%
Average price of units sold	\$ 358,129	+4.1%	+5.1%	\$ 188,411	+2.8%	+11.2%
<hr/>						
TIME ON MARKET FOR UNITS SOLD THIS PERIOD	May 19	Apr 19	May 18	May 19	Apr 19	May 18
0-30 days	55.1%	55.6%	73.6%	55.6%	58.2%	78.1%
31-60 days	19.9%	18.7%	13.6%	21.3%	21.1%	13.3%
61-90 days	10.5%	9.9%	5.6%	11.8%	8.2%	4.0%
91-120 days	5.4%	6.0%	2.4%	4.1%	5.3%	1.6%
121+ days	9.1%	9.8%	4.8%	7.2%	7.2%	2.9%
<hr/>						
TOTAL HOME SALES DOLLAR VALUE FOR UNITS SOLD THIS PERIOD	May 19	Change from Apr 19	Change from May 18	May 19	Change from Apr 19	Change from May 18
	\$ 1,175,020,592	+18.9%	+9.9%	\$ 143,945,708	+4.3%	+13.3%

***This category reflects the existing market availability of listings without pending or contingent offers.**

Source: Greater Las Vegas Association of REALTORS®

DISCLAIMER: This data is based on information from the Greater Las Vegas Association of REALTORS® (GLVAR) Multiple Listing Service (MLS). This information is deemed reliable but is not guaranteed. MLS collects, compiles and distributes information about homes listed for sale by its subscribers who are real estate agents. MLS subscription is available to all real estate agents licensed in Nevada, but is not available to the general public. Not all licensed agents subscribe to the MLS. MLS does not include all new homes available or listings from non-MLS agents, nor does it include properties for sale by owner. The territorial jurisdiction of the GLVAR as a member of the National Association of REALTORS® includes Clark, Nye, Lincoln and White Pine Counties, Nevada, and such other areas as from time to time may be allocated to the GLVAR by the Board of Directors of the National Association of REALTORS®.



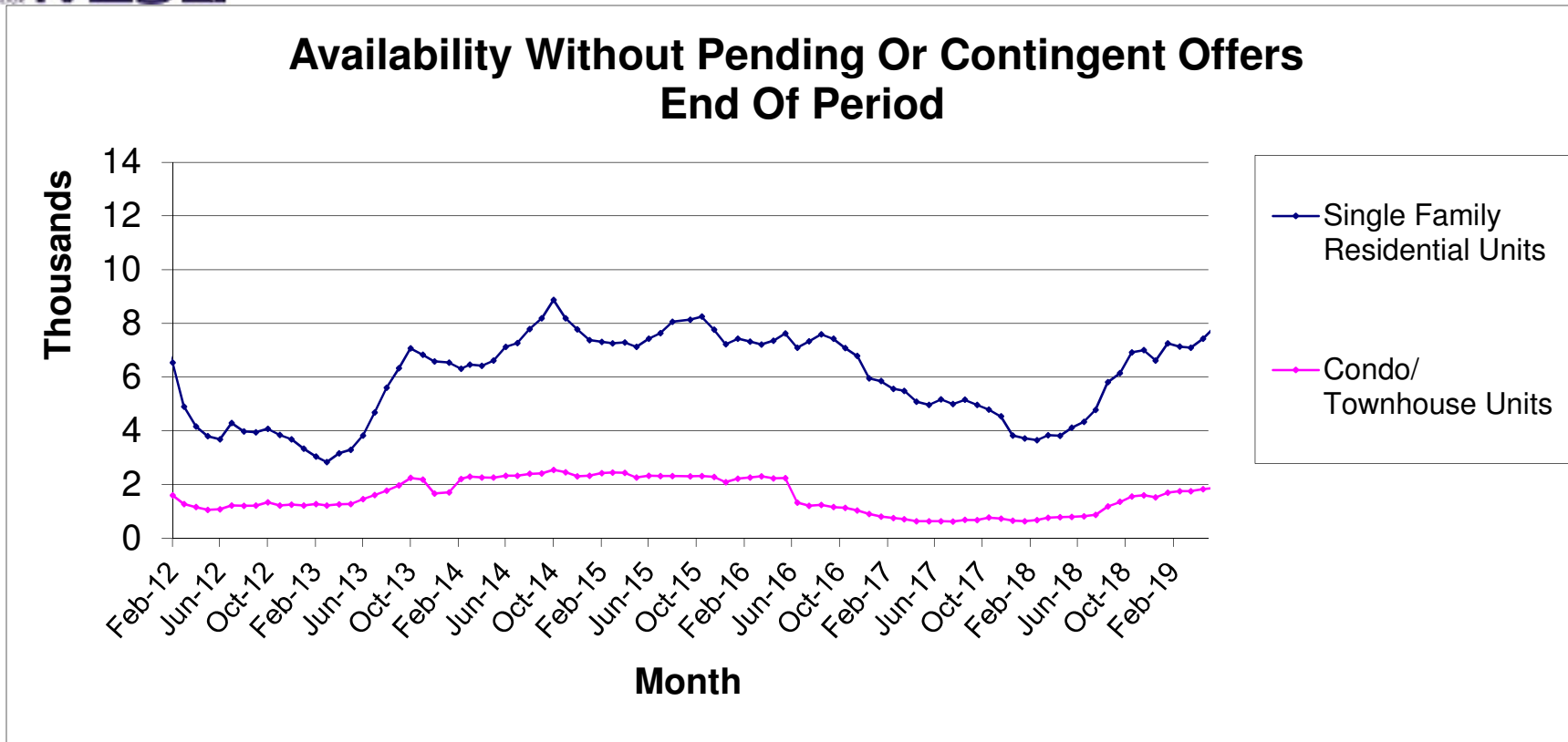
Greater Las Vegas Association of REALTORS® May 2019 Statistics

Sold Units Statistics by Area (see map)

Area	Single Family Residential Units			Condo/Townhouse Units		
	# of units sold	Median Sold Price	Average Sold Price	# of units sold	Median Sold Price	Average Sold Price
101 - North	52	\$199,900	\$197,399	2	\$165,000	\$165,000
102 - North	111	\$305,000	\$353,566	6	\$217,500	\$207,767
103 - North	378	\$279,900	\$293,084	53	\$199,900	\$200,877
201 - East	42	\$199,950	\$193,803	4	\$100,950	\$101,700
202 - East	68	\$229,450	\$222,159	24	\$98,194	\$106,637
203 - East	69	\$249,000	\$276,683	14	\$132,000	\$133,814
204 - East	131	\$239,999	\$248,801	33	\$136,000	\$155,658
301 - South	62	\$255,450	\$266,394	47	\$164,990	\$161,929
302 - South	89	\$255,000	\$265,698	49	\$129,000	\$128,752
303 - South	150	\$308,500	\$332,419	32	\$199,500	\$202,406
401 - North West	24	\$254,998	\$264,933	7	\$106,380	\$110,728
402 - North West	96	\$240,000	\$246,134	34	\$146,194	\$143,002
403 - North West	85	\$280,000	\$305,440	62	\$171,400	\$171,761
404 - North West	159	\$459,880	\$568,670	38	\$269,450	\$284,265
405 - North West	278	\$314,900	\$366,737	43	\$185,000	\$192,088
501 - South West	47	\$285,000	\$354,104	25	\$156,900	\$168,268
502 - South West	163	\$379,000	\$562,842	41	\$169,900	\$207,940
503 - South West	146	\$327,000	\$358,996	87	\$185,000	\$209,073
504 - South West	157	\$309,900	\$374,879	25	\$191,999	\$198,183
505 - South West	216	\$325,000	\$382,869	11	\$248,900	\$252,541
601 - Henderson	26	\$322,000	\$388,315	22	\$200,000	\$196,799
602 - Henderson	116	\$342,250	\$402,893	39	\$209,000	\$216,390
603 - Henderson	69	\$348,000	\$373,176	13	\$245,500	\$281,606
604 - Henderson	56	\$302,495	\$331,880	1	\$136,000	\$136,000
605 - Henderson	71	\$335,000	\$386,721	14	\$237,500	\$224,379
606 - Henderson	211	\$425,000	\$598,018	26	\$250,250	\$290,606
701 - Boulder City	22	\$362,450	\$450,539	3	\$285,950	\$266,970
702 - Boulder City	1	\$398,000	\$398,000	5	\$228,999	\$256,780
800 - Mesquite	1	\$319,000	\$319,000	1	\$146,000	\$146,000
801 - Muddy River (Moapa, Glendale, Logandale, Overton)	13	\$340,000	\$305,465	-	\$0	\$0
802 - Mt. Charleston/Lee Canyon	1	\$189,000	\$189,000	-	\$0	\$0
803 - Indian Springs/Cold Creek	-	\$0	\$0	-	\$0	\$0
804 - Mountain Springs	-	\$0	\$0	-	\$0	\$0
805 - Blue Diamond	-	\$0	\$0	-	\$0	\$0
806 - State Line/Jean/Goodsprings	-	\$0	\$0	-	\$0	\$0
807 - Sandy Valley	-	\$0	\$0	-	\$0	\$0
808 - Laughlin	1	\$299,900	\$299,900	3	\$88,000	\$112,300
809 - Other Clark County	-	\$0	\$0	-	\$0	\$0
810 - Pahrump	58	\$257,950	\$272,082	-	\$0	\$0
811 - Nye County	1	\$99,500	\$99,500	-	\$0	\$0
812 - Lincoln County	3	\$89,000	\$109,000	-	\$0	\$0
813 - Other Nevada	1	\$539,990	\$539,990	-	\$0	\$0
814 - Amargosa Valley	-	\$0	\$0	-	\$0	\$0
815 - Beatty	-	\$0	\$0	-	\$0	\$0
816 - White Pine County	11	\$125,000	\$141,018	-	\$0	\$0
817 - Searchlight	-	\$0	\$0	-	\$0	\$0
900 - Outside Nevada	2	\$397,000	\$397,000	-	\$0	\$0

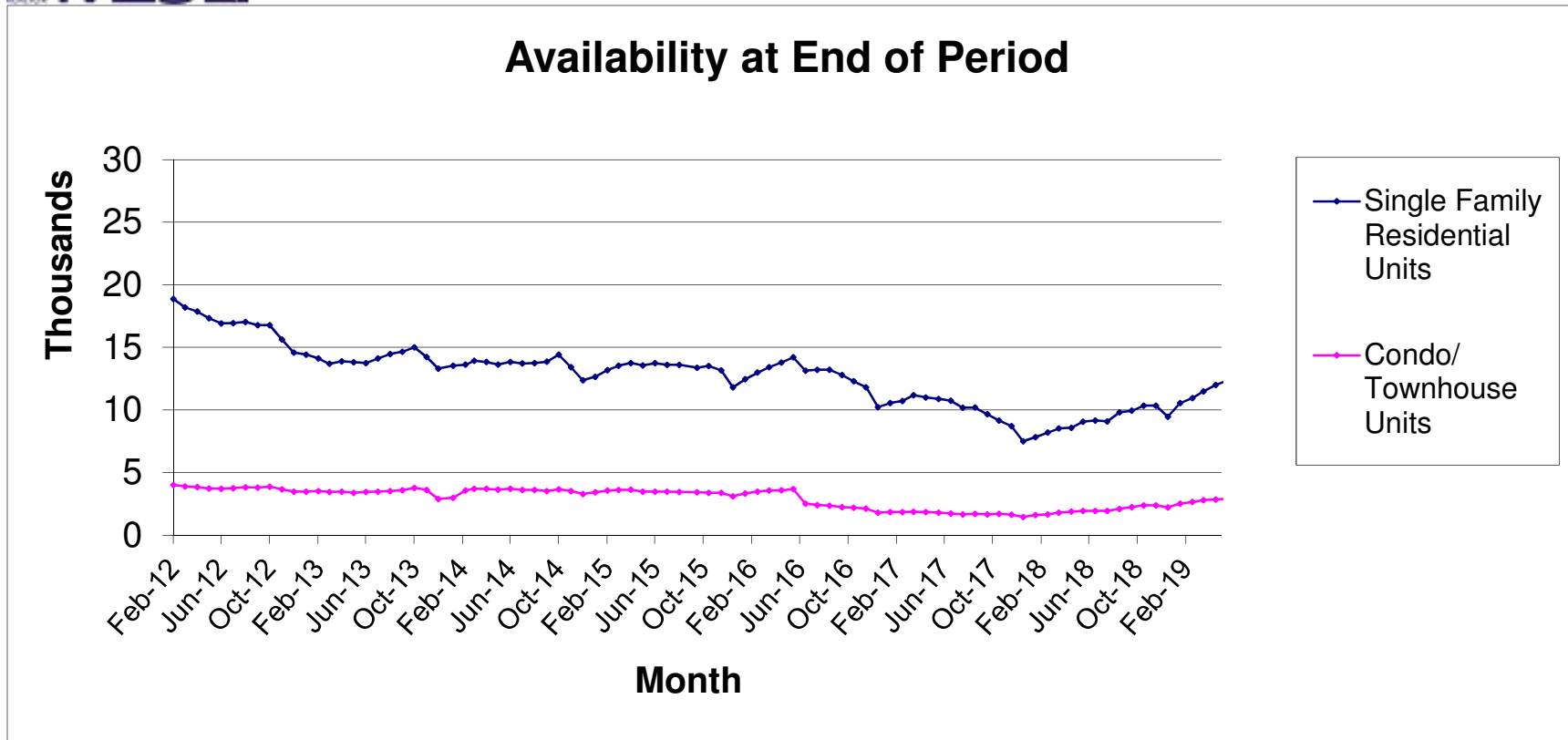
Source: Greater Las Vegas Association of REALTORS®

DISCLAIMER: This data is based on information from the Greater Las Vegas Association of REALTORS® (GLVAR) Multiple Listing Service (MLS). This information is deemed reliable but is not guaranteed. MLS collects, compiles and distributes information about homes listed for sale by its subscribers who are real estate agents. MLS subscription is available to all real estate agents licensed in Nevada, but is not available to the general public. Not all licensed agents subscribe to the MLS. MLS does not include all new homes available or listings from non-MLS agents, nor does it include properties for sale by owner. The territorial jurisdiction of the GLVAR as a member of the National Association of REALTORS® includes Clark, Nye, Lincoln and White Pine Counties, Nevada, and such other areas as from time to time may be allocated to the GLVAR by the Board of Directors of the National Association of REALTORS®.



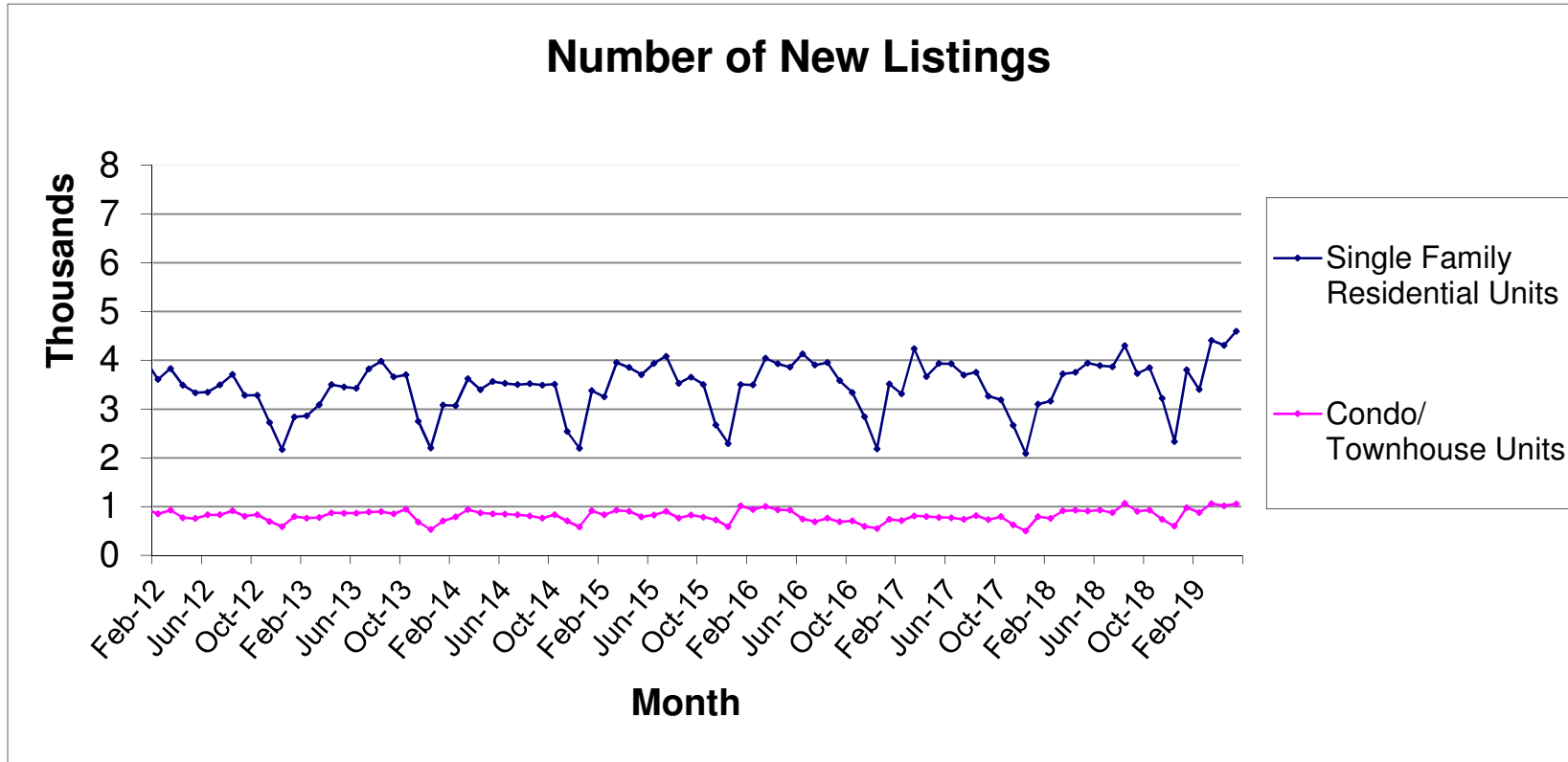
Source: Greater Las Vegas Association of REALTORS®

DISCLAIMER: This data is based on information from the Greater Las Vegas Association of REALTORS® (GLVAR) Multiple Listing Service (MLS). This information is deemed reliable but is not guaranteed. MLS collects, compiles and distributes information about homes listed for sale by its subscribers who are real estate agents. MLS subscription is available to all real estate agents licensed in Nevada, but is not available to the general public. Not all licensed agents subscribe to the MLS. MLS does not include all new homes available or listings from non-MLS agents, nor does it include properties for sale by owner. The territorial jurisdiction of the GLVAR as a member of the National Association of REALTORS® includes Clark, Nye, White Pine and Lincoln Counties, Nevada, and such other areas as from time to time may be allocated to the GLVAR by the Board of Directors of the National Association of REALTORS®.



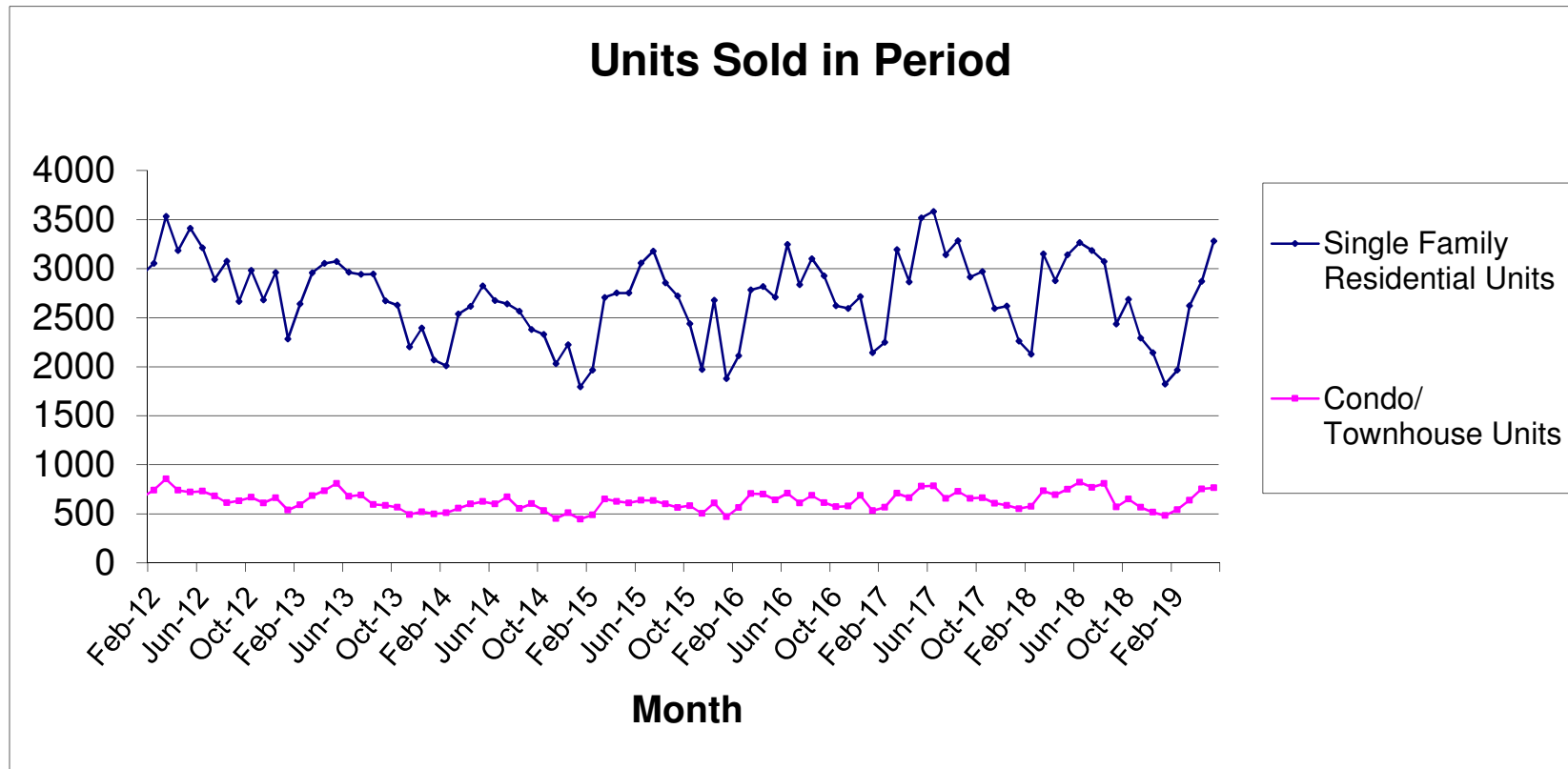
Source: Greater Las Vegas Association of REALTORS®

DISCLAIMER: This data is based on information from the Greater Las Vegas Association of REALTORS® (GLVAR) Multiple Listing Service (MLS). This information is deemed reliable but is not guaranteed. MLS collects, compiles and distributes information about homes listed for sale by its subscribers who are real estate agents. MLS subscription is available to all real estate agents licensed in Nevada, but is not available to the general public. Not all licensed agents subscribe to the MLS. MLS does not include all new homes available or listings from non-MLS agents, nor does it include properties for sale by owner. The territorial jurisdiction of the GLVAR as a member of the National Association of REALTORS® includes Clark, Nye, White Pine and Lincoln Counties, Nevada, and such other areas as from time to time may be allocated to the GLVAR by the Board of Directors of the National Association of REALTORS®.



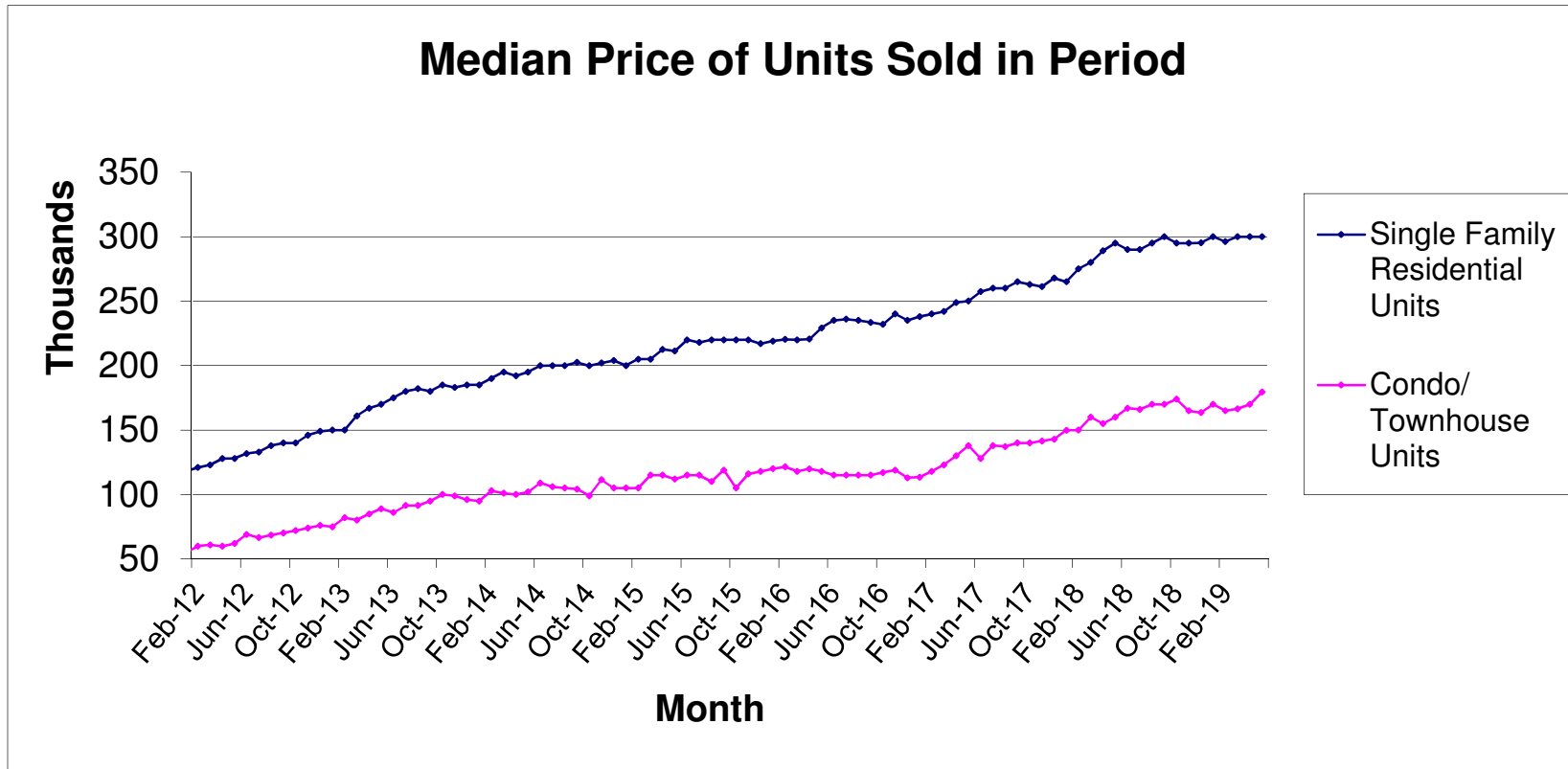
Source: Greater Las Vegas Association of REALTORS®

DISCLAIMER: This data is based on information from the Greater Las Vegas Association of REALTORS® (GLVAR) Multiple Listing Service (MLS). This information is deemed reliable but is not guaranteed. MLS collects, compiles and distributes information about homes listed for sale by its subscribers who are real estate agents. MLS subscription is available to all real estate agents licensed in Nevada, but is not available to the general public. Not all licensed agents subscribe to the MLS. MLS does not include all new homes available or listings from non-MLS agents, nor does it include properties for sale by owner. The territorial jurisdiction of the GLVAR as a member of the National Association of REALTORS® includes Clark, Nye, White Pine and Lincoln Counties, Nevada, and such other areas as from time to time may be allocated to the GLVAR by the Board of Directors of the National Association of REALTORS®.



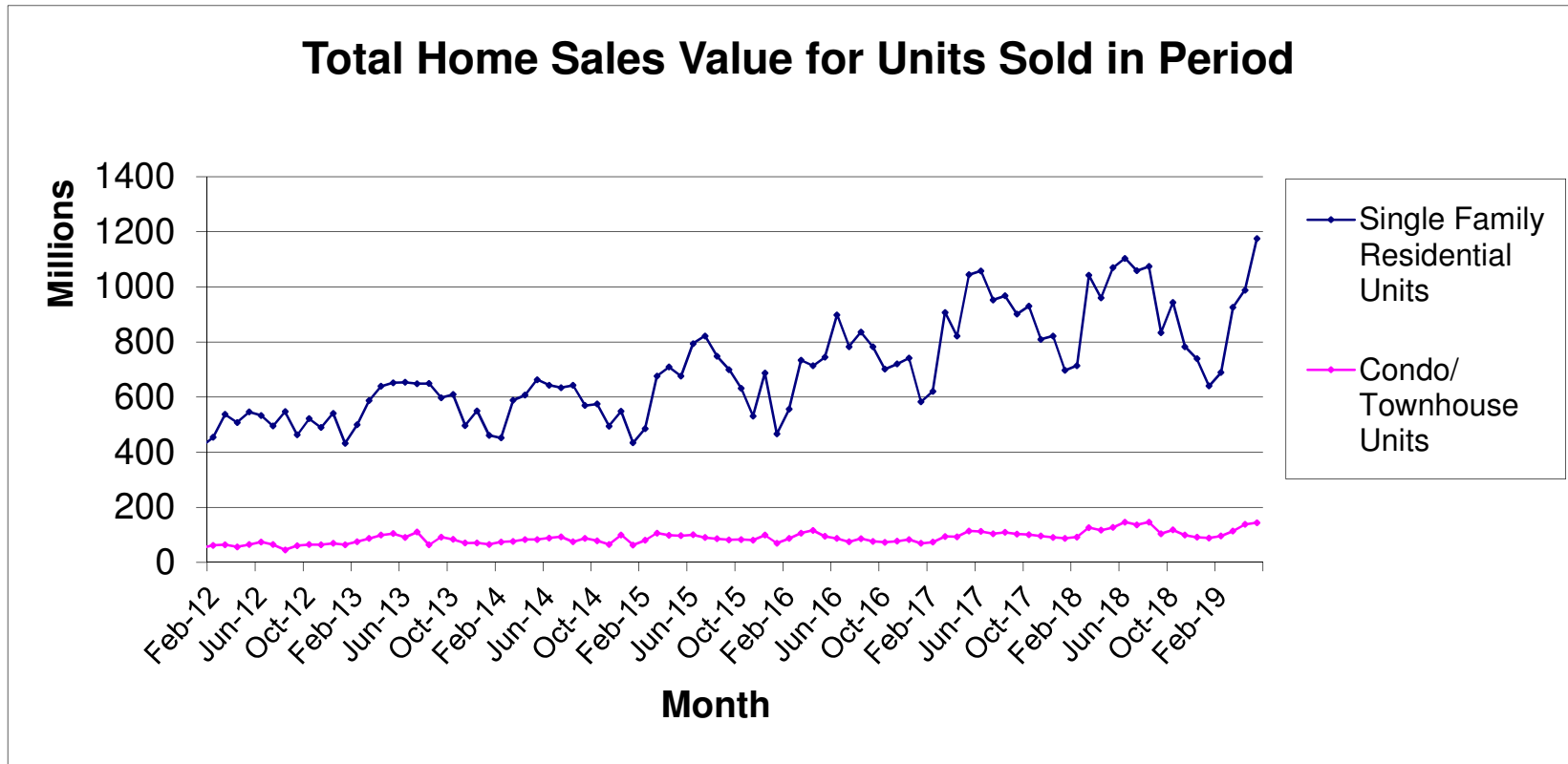
Source: Greater Las Vegas Association of REALTORS®

DISCLAIMER: This data is based on information from the Greater Las Vegas Association of REALTORS® (GLVAR) Multiple Listing Service (MLS). This information is deemed reliable but is not guaranteed. MLS collects, compiles and distributes information about homes listed for sale by its subscribers who are real estate agents. MLS subscription is available to all real estate agents licensed in Nevada, but is not available to the general public. Not all licensed agents subscribe to the MLS. MLS does not include all new homes available or listings from non-MLS agents, nor does it include properties for sale by owner. The territorial jurisdiction of the GLVAR as a member of the National Association of REALTORS® includes Clark, Nye, White Pine and Lincoln Counties, Nevada, and such other areas as from time to time may be allocated to the GLVAR by the Board of Directors of the National Association of REALTORS®.



Source: Greater Las Vegas Association of REALTORS®

DISCLAIMER: This data is based on information from the Greater Las Vegas Association of REALTORS® (GLVAR) Multiple Listing Service (MLS). This information is deemed reliable but is not guaranteed. MLS collects, compiles and distributes information about homes listed for sale by its subscribers who are real estate agents. MLS subscription is available to all real estate agents licensed in Nevada, but is not available to the general public. Not all licensed agents subscribe to the MLS. MLS does not include all new homes available or listings from non-MLS agents, nor does it include properties for sale by owner. The territorial jurisdiction of the GLVAR as a member of the National Association of REALTORS® includes Clark, Nye, White Pine and Lincoln Counties, Nevada, and such other areas as from time to time may be allocated to the GLVAR by the Board of Directors of the National Association of REALTORS®.



Source: Greater Las Vegas Association of REALTORS®

DISCLAIMER: This data is based on information from the Greater Las Vegas Association of REALTORS® (GLVAR) Multiple Listing Service (MLS). This information is deemed reliable but is not guaranteed. MLS collects, compiles and distributes information about homes listed for sale by its subscribers who are real estate agents. MLS subscription is available to all real estate agents licensed in Nevada, but is not available to the general public. Not all licensed agents subscribe to the MLS. MLS does not include all new homes available or listings from non-MLS agents, nor does it include properties for sale by owner. The territorial jurisdiction of the GLVAR as a member of the National Association of REALTORS® includes Clark, Nye, White Pine and Lincoln Counties, Nevada, and such other areas as from time to time may be allocated to the GLVAR by the Board of Directors of the National Association of REALTORS®.